



FAR No. 1

STATEMENT OF APPROPRIATIONS, ALLOTMENTS, OBLIGATIONS, DISBURSEMENTS AND BALANCES
As at the Quarter Ending June 30, 2020

Department : Presidential Communications Operations Office (PCOO)
 Agency/Entity : Philippine Information Agency
 Operating Unit : < not applicable >
 Organization Code : 25 006 000000
 Fund Cluster : 01 Regular Agency Fund

<input checked="" type="checkbox"/>	Current Year Appropriations
<input type="checkbox"/>	Supplemental
<input type="checkbox"/>	Continuing Appropriations

(e.g. UACS Fund Cluster: 01-Regular Agency Fund, 02-Foreign Assisted Projects Fund, 03-Special Account-Locally Funded/Domestic Grants Fund, and 04-Special Account-Foreign Assisted/Foreign Grants Fund)

Particulars	UACS CODE	Appropriations			Allotments			Current Year Obligations					Current Year Disbursements				Balances						
		Authorized Appropriations	Adjustments (Transfer To/From, Modifications)	Adjusted Appropriations	Allotments Received	Adjustments (Reductions, Modifications, Augmentations)	Transfer To	Transfer From	Adjusted Total Allotments	1st Quarter Ending March 31	2nd Quarter Ending June 30	3rd Quarter Ending Sept. 30	4th Quarter Ending Dec. 31	TOTAL	1st Quarter Ending March 31	2nd Quarter Ending June 30	3rd Quarter Ending Sept. 30	4th Quarter Ending Dec. 31	TOTAL	Unreleased Apprs	Unliquid Allotments	Unliquid Obligations (15-20)+(23-24)	
1	2	3	4	5=(3+4)	6	7	8	9	10=[(8)+(7)+(4)]	11	12	13	14	15=(11+12+13+14)	16	17	18	19	20=(16+17+18+19)	21	22	23	24
I. Agency Specific Budget		367,595,000.00	(30,322,106.00)	337,272,894.00	367,544,864.00	0.00	0.00	0.00	367,544,864.00	89,352,423.49	87,701,418.39	0.00	0.00	156,754,000.38	72,829,817.86	42,840,382.19	0.00	0.00	156,570,170.01	0.00	310,390,673.72	0.00	1,383,853.27
General Administration and Support	1000000000000000	151,463,000.00	(12,905,838.00)	138,557,162.00	138,557,162.00	0.00	0.00	0.00	138,557,162.00	12,489,726.70	20,930,648.87	0.00	0.00	33,420,375.57	12,060,188.86	23,191,758.48	0.00	0.00	33,271,956.34	0.00	128,123,746.43	0.00	181,456.23
General management and supervision	1000001000010000	141,121,000.00	(11,999,838.00)	129,121,162.00	129,121,162.00	0.00	0.00	0.00	129,121,162.00	10,811,995.82	19,718,556.12	0.00	0.00	29,930,551.94	8,441,993.37	21,380,458.50	0.00	0.00	29,825,442.47	0.00	99,191,028.10	0.00	104,710.43
PS		33,038,000.00	0.00	33,038,000.00	33,038,000.00	0.00	0.00	0.00	33,038,000.00	5,752,863.76	3,681,811.18	0.00	0.00	9,434,674.94	3,991,989.97	5,337,386.53	0.00	0.00	9,329,384.50	0.00	13,853,898.07	0.00	154,710.43
MOOE		32,029,000.00	(8,451,828.00)	23,577,172.00	23,577,172.00	0.00	0.00	0.00	23,577,172.00	4,459,039.24	3,459,737.99	0.00	0.00	7,918,777.24	4,452,032.00	3,485,771.04	0.00	0.00	7,915,771.54	0.00	14,981,390.90	0.00	3.00
CO		96,054,000.00	(9,348,000.00)	86,706,000.00	86,706,000.00	0.00	0.00	0.00	86,706,000.00	0.00	12,580,306.92	0.00	0.00	12,580,306.92	0.00	12,580,306.92	0.00	0.00	12,580,306.92	0.00	70,928,993.07	0.00	3.00
Training of PIA personnel	100001000020000	8,350,000.00	(906,000.00)	7,444,000.00	7,444,000.00	0.00	0.00	0.00	7,444,000.00	2,388,189.30	1,215,092.77	0.00	0.00	3,603,282.07	1,838,203.88	1,806,910.94	0.00	0.00	3,446,516.87	0.00	3,540,737.33	0.00	98,745.80
PS		5,872,000.00	0.00	5,872,000.00	5,872,000.00	0.00	0.00	0.00	5,872,000.00	1,636,987.98	839,877.32	0.00	0.00	2,576,865.30	1,221,324.87	1,350,220.30	0.00	0.00	2,579,395.30	0.00	3,293,424.70	0.00	3.00
MOOE		2,478,000.00	(808,000.00)	1,670,000.00	1,670,000.00	0.00	0.00	0.00	1,670,000.00	848,481.82	376,215.45	0.00	0.00	1,244,697.27	616,878.91	655,736.59	0.00	0.00	1,244,697.27	0.00	56,742.82	0.00	3.00
Administration of Personnel Benefits	100001000030000	1,982,000.00	0.00	1,982,000.00	1,982,000.00	0.00	0.00	0.00	1,982,000.00	0.00	0.00	0.00	0.00	0.00	0.00	0.00	0.00	0.00	0.00	0.00	1,982,000.00	0.00	0.00
PS		1,982,000.00	0.00	1,982,000.00	1,982,000.00	0.00	0.00	0.00	1,982,000.00	0.00	0.00	0.00	0.00	0.00	0.00	0.00	0.00	0.00	0.00	0.00	1,982,000.00	0.00	0.00
Sub-Total: General Administration and Support		151,463,000.00	(12,905,838.00)	138,557,162.00	138,557,162.00	0.00	0.00	0.00	138,557,162.00	12,489,726.70	20,930,648.87	0.00	0.00	33,420,375.57	12,060,188.86	23,191,758.48	0.00	0.00	33,271,956.34	0.00	128,123,746.43	0.00	181,456.23
PS		30,902,000.00	0.00	30,902,000.00	30,902,000.00	0.00	0.00	0.00	30,902,000.00	7,392,251.74	4,620,388.52	0.00	0.00	12,012,640.26	5,213,318.94	6,994,610.66	0.00	0.00	11,807,929.82	0.00	18,886,599.77	0.00	104,710.43
MOOE		34,807,000.00	(10,367,838.00)	24,439,162.00	24,439,162.00	0.00	0.00	0.00	24,439,162.00	5,107,514.87	9,729,953.44	0.00	0.00	14,837,468.31	6,867,870.92	9,916,907.52	0.00	0.00	14,837,468.31	0.00	15,208,993.96	0.00	98,745.80
FinEx (if Applicable)		0.00	0.00	0.00	0.00	0.00	0.00	0.00	0.00	0.00	0.00	0.00	0.00	0.00	0.00	0.00	0.00	0.00	0.00	0.00	0.00	0.00	0.00
CO		96,054,000.00	(9,348,000.00)	86,706,000.00	86,706,000.00	0.00	0.00	0.00	86,706,000.00	0.00	12,580,306.92	0.00	0.00	12,580,306.92	0.00	12,580,306.92	0.00	0.00	12,580,306.92	0.00	70,928,993.07	0.00	3.00
Operations	3000000000000000	235,632,000.00	(7,114,389.00)	228,517,611.00	228,487,732.00	0.00	0.00	0.00	228,487,732.00	78,552,636.49	46,787,899.29	0.00	0.00	125,340,535.78	62,426,728.02	59,899,485.65	0.00	0.00	125,066,213.67	0.00	126,187,127.28	0.00	1,022,384.04
OO: Public access, engagement and understanding of Presidential policies and government programs achieved		235,632,000.00	(7,114,389.00)	228,517,611.00	228,487,732.00	0.00	0.00	0.00	228,487,732.00	78,552,636.49	46,787,899.29	0.00	0.00	125,340,535.78	62,426,728.02	59,899,485.65	0.00	0.00	125,066,213.67	0.00	126,187,127.28	0.00	1,022,384.04
DEVELOPMENT COMMUNICATION PROGRAM		238,802,000.00	(7,114,389.00)	231,687,611.00	231,657,732.00	0.00	0.00	0.00	231,657,732.00	78,552,636.49	46,787,899.29	0.00	0.00	125,340,535.78	62,426,728.02	59,899,485.65	0.00	0.00	125,066,213.67	0.00	126,187,127.28	0.00	1,022,384.04
Coordination, monitoring and evaluation	31010100001000	8,524,000.00	(354,000.00)	8,170,000.00	8,170,000.00	0.00	0.00	0.00	8,170,000.00	2,024,029.29	1,222,456.11	0.00	0.00	3,246,485.40	1,578,945.50	1,677,848.87	0.00	0.00	3,255,498.20	0.00	4,913,324.80	0.00	0.00
PS		8,597,000.00	0.00	8,597,000.00	8,597,000.00	0.00	0.00	0.00	8,597,000.00	1,930,024.99	1,136,840.99	0.00	0.00	3,066,865.98	1,474,801.42	1,592,024.54	0.00	0.00	3,066,865.98	0.00	3,930,134.04	0.00	0.00
MOOE		1,927,000.00	(364,000.00)	1,573,000.00	1,573,000.00	0.00	0.00	0.00	1,573,000.00	94,984.30	86,615.12	0.00	0.00	181,599.42	94,143.08	85,823.33	0.00	0.00	181,599.42	0.00	1,883,190.76	0.00	0.00
Communication research	31010100002000	18,426,000.00	(462,000.00)	17,964,000.00	17,964,000.00	0.00	0.00	0.00	17,964,000.00	3,181,797.30	1,869,138.46	0.00	0.00	5,050,935.76	2,869,802.50	2,414,770.28	0.00	0.00	4,940,578.32	0.00	6,982,194.18	0.00	100,396.47
PS		10,222,000.00	0.00	10,222,000.00	10,222,000.00	0.00	0.00	0.00	10,222,000.00	2,876,363.45	1,593,599.87	0.00	0.00	4,469,963.32	2,307,500.00	2,181,158.22	0.00	0.00	4,469,963.32	0.00	5,753,336.69	0.00	0.00
MOOE		8,194,000.00	(462,000.00)	7,732,000.00	7,732,000.00	0.00	0.00	0.00	7,732,000.00	305,433.85	275,538.59	0.00	0.00	580,972.44	562,292.50	233,611.06	0.00	0.00	580,972.44	0.00	1,228,857.49	0.00	100,396.47
Production of developmental information	31010100003000	26,188,000.00	(1,034,889.00)	25,153,111.00	25,153,111.00	0.00	0.00	0.00	25,153,111.00	3,862,135.99	3,089,251.32	0.00	0.00	6,951,387.31	3,154,324.30	3,916,148.09	0.00	0.00	6,951,387.31	0.00	14,113,716.00	0.00	89,354.60

This report was generated using the Unified Reporting System on 20/08/2020 00:04 version FAR1.1.5 - Status: SUBMITTED

Department : Presidential Communications Operations Office (PCOO)
 Agency/Entity : Philippine Information Agency
 Operating Unit : < not applicable >
 Organization Code : 25 006 0000000
 Fund Cluster : 01 Regular Agency Fund
 (e.g. UACS Fund Cluster: 01-Regular Agency Fund, 03-Foreign Assisted Projects Fund, 03-Special Account-Locally Funded/Domestic Grants Fund, and 04-Special Account-Foreign Assisted/Foreign Grants Fund)


X	Current Year Appropriations
	Supplemental
	Continuing Appropriations


Particulars	UACS CODE	Appropriations			Allotments		Current Year Obligations					Current Year Disbursements					Balances						
		Authorized Appropriations	Adjustments (Transfer To/From, Modifications/)	Adjusted Appropriations	Allotments Received	Adjustments (Reductions, Modifications/ Augmentations/)	Transfer To	Transfer From	Adjusted Total Allotments	1st Quarter Ending March 31	2nd Quarter Ending June 30	3rd Quarter Ending Sept. 30	4th Quarter Ending Dec. 31	TOTAL	1st Quarter Ending March 31	2nd Quarter Ending June 30	3rd Quarter Ending Sept. 30	4th Quarter Ending Dec. 31	TOTAL	Unreleased Amou	Unobligated Allotments	Unpaid Obligations (15-20)+(23+24)	
		3	4	5=(3+4)	6	7	8	9	10=[6+(7-8+9)]	11	12	13	14	15=(11+12+13+14)	16	17	18	19	20=(16+17+18+19)	21	22	23	24
PS		12,872,000.00	0.00	12,872,000.00	12,872,000.00	0.00	0.00	0.00	12,872,000.00	3,434,142.44	1,967,995.80	0.00	0.00	5,402,038.24	2,944,924.30	2,757,103.99	0.00	0.00	5,402,038.29	0.00	7,469,971.71	0.00	0.00
MOOE		15,207,000.00	14,094,859.00	8,292,142.00	8,292,142.00	0.00	0.00	0.00	8,292,142.00	535,262.59	1,700,305.10	0.00	0.00	1,945,395.69	320,000.00	1,059,046.10	0.00	0.00	1,574,244.79	0.00	6,943,743.31	0.00	89,354.60
Information systems development and maintenance	310100100004000	8,195,000.00	(306,410.00)	8,859,590.00	8,859,590.00	0.00	0.00	0.00	8,859,590.00	1,873,727.28	871,803.00	0.00	0.00	3,645,330.28	1,367,823.71	1,377,508.37	0.00	0.00	2,645,330.76	0.00	6,314,259.82	0.00	0.00
PS		8,621,000.00	0.00	8,621,000.00	8,621,000.00	0.00	0.00	0.00	8,621,000.00	1,561,277.89	974,949.24	0.00	0.00	2,436,223.99	1,255,074.30	1,186,896.81	0.00	0.00	2,436,223.99	0.00	4,184,776.07	0.00	0.00
MOOE		3,575,000.00	(306,410.00)	2,239,590.00	2,239,590.00	0.00	0.00	0.00	2,239,590.00	112,449.39	38,958.78	0.00	0.00	209,106.15	112,449.39	84,858.78	0.00	0.00	209,106.15	0.00	2,029,463.85	0.00	0.00
Dissemination of developmental information	310100100005000	168,359,000.00	0.00	168,359,000.00	168,359,000.00	0.00	0.00	0.00	168,359,000.00	83,307,845.93	38,158,832.71	0.00	0.00	101,486,748.67	51,991,751.82	48,451,709.97	0.00	0.00	130,443,461.39	0.00	64,882,251.39	0.00	1,020,287.20
PS		109,810,000.00	0.00	109,810,000.00	109,810,000.00	0.00	0.00	0.00	109,810,000.00	30,895,161.81	29,359,697.69	0.00	0.00	60,254,859.50	29,450,007.45	32,867,891.79	0.00	0.00	62,307,949.24	0.00	47,472,150.79	0.00	0.00
MOOE		56,549,000.00	0.00	56,549,000.00	56,549,000.00	0.00	0.00	0.00	56,549,000.00	27,322,684.29	11,806,215.08	0.00	0.00	39,128,899.37	20,541,744.37	15,563,867.78	0.00	0.00	54,692,707.15	0.00	17,492,100.68	0.00	1,020,287.20
Institutional networking and capability building	310100100006000	13,886,000.00	(1,827,000.00)	11,869,000.00	11,869,000.00	0.00	0.00	0.00	11,869,000.00	2,383,090.89	1,487,677.04	0.00	0.00	3,888,866.02	1,800,579.88	2,088,658.81	0.00	0.00	3,888,866.02	0.00	6,101,331.94	0.00	26,386.75
PS		9,259,000.00	0.00	9,259,000.00	9,259,000.00	0.00	0.00	0.00	9,259,000.00	2,198,601.19	1,290,020.49	0.00	0.00	3,412,821.67	1,853,679.61	1,759,142.09	0.00	0.00	3,412,821.67	0.00	5,946,179.39	0.00	0.00
MOOE		4,627,000.00	(1,827,000.00)	2,707,000.00	2,707,000.00	0.00	0.00	0.00	2,707,000.00	200,289.90	247,356.55	0.00	0.00	447,846.35	146,894.05	271,556.55	0.00	0.00	418,490.80	0.00	2,255,153.85	0.00	29,205.75
Sub-Total: Operations		235,632,000.00	(7,114,369.00)	228,487,730.00	228,487,730.00	0.00	0.00	0.00	228,487,730.00	76,552,925.49	46,767,989.29	0.00	0.00	123,520,654.71	62,429,729.02	59,999,462.65	0.00	0.00	123,520,654.71	0.00	105,147,127.99	0.00	1,222,384.04
PS		155,377,000.00	0.00	155,377,000.00	155,377,000.00	0.00	0.00	0.00	155,377,000.00	47,879,511.43	33,146,081.01	0.00	0.00	81,124,452.41	39,799,332.19	40,399,130.92	0.00	0.00	81,124,452.41	0.00	74,252,547.99	0.00	0.00
MOOE		80,255,000.00	(7,114,369.00)	73,110,732.00	73,110,732.00	0.00	0.00	0.00	73,110,732.00	28,574,294.99	13,621,898.27	0.00	0.00	42,196,193.26	23,640,408.93	17,300,329.43	0.00	0.00	42,196,193.26	0.00	30,914,579.79	0.00	1,222,384.04
FinEx (if Applicable)		0.00	0.00	0.00	0.00	0.00	0.00	0.00	0.00	0.00	0.00	0.00	0.00	0.00	0.00	0.00	0.00	0.00	0.00	0.00	0.00	0.00	0.00
OO		0.00	0.00	0.00	0.00	0.00	0.00	0.00	0.00	0.00	0.00	0.00	0.00	0.00	0.00	0.00	0.00	0.00	0.00	0.00	0.00	0.00	0.00
Sub-Total: Agency Specific Budget		367,065,000.00	(20,020,106.00)	347,044,894.00	347,044,894.00	0.00	0.00	0.00	347,044,894.00	89,052,402.19	67,731,618.99	0.00	0.00	156,754,020.98	72,509,917.88	62,860,252.13	0.00	0.00	156,754,020.98	0.00	210,260,475.78	0.00	1,985,653.27
PS		196,279,000.00	0.00	196,279,000.00	196,279,000.00	0.00	0.00	0.00	196,279,000.00	55,370,623.13	37,798,469.61	0.00	0.00	93,127,092.94	42,999,541.12	42,020,741.09	0.00	0.00	93,127,092.94	0.00	83,141,927.99	0.00	104,710.42
MOOE		114,732,000.00	(17,472,106.00)	97,259,894.00	97,259,894.00	0.00	0.00	0.00	97,259,894.00	33,681,779.29	17,304,841.88	0.00	0.00	51,026,620.71	29,510,276.76	21,247,204.12	0.00	0.00	48,757,482.87	0.00	48,233,273.99	0.00	1,279,136.94
FinEx (if Applicable)		0.00	0.00	0.00	0.00	0.00	0.00	0.00	0.00	0.00	0.00	0.00	0.00	0.00	0.00	0.00	0.00	0.00	0.00	0.00	0.00	0.00	0.00
OO		86,054,000.00	(2,548,000.00)	83,506,000.00	83,506,000.00	0.00	0.00	0.00	83,506,000.00	0.00	12,580,308.93	0.00	0.00	12,580,308.93	0.00	12,580,308.93	0.00	0.00	12,580,308.93	0.00	70,305,683.07	0.00	0.00
B. Automatic Appropriations		18,959,000.00	(12,956,000.00)	4,403,000.00	4,403,000.00	0.00	0.00	0.00	4,403,000.00	3,814,856.04	(177,516.04)	0.00	0.00	3,437,340.00	3,814,856.04	(177,516.04)	0.00	0.00	3,437,340.00	0.00	965,660.00	0.00	0.00
Specific Budgets of National Government Agencies		16,959,000.00	(12,956,000.00)	4,403,000.00	4,403,000.00	0.00	0.00	0.00	4,403,000.00	3,814,856.04	(177,516.04)	0.00	0.00	3,437,340.00	3,814,856.04	(177,516.04)	0.00	0.00	3,437,340.00	0.00	965,660.00	0.00	0.00
Retirement and Life Insurance Premiums		16,959,000.00	(12,956,000.00)	4,403,000.00	4,403,000.00	0.00	0.00	0.00	4,403,000.00	3,814,856.04	(177,516.04)	0.00	0.00	3,437,340.00	3,814,856.04	(177,516.04)	0.00	0.00	3,437,340.00	0.00	965,660.00	0.00	0.00
PS		16,959,000.00	(12,956,000.00)	4,403,000.00	4,403,000.00	0.00	0.00	0.00	4,403,000.00	3,814,856.04	(177,516.04)	0.00	0.00	3,437,340.00	3,814,856.04	(177,516.04)	0.00	0.00	3,437,340.00	0.00	965,660.00	0.00	0.00
MOOE		0.00	0.00	0.00	0.00	0.00	0.00	0.00	0.00	0.00	0.00	0.00	0.00	0.00	0.00	0.00	0.00	0.00	0.00	0.00	0.00	0.00	0.00
FinEx (if Applicable)		0.00	0.00	0.00	0.00	0.00	0.00	0.00	0.00	0.00	0.00	0.00	0.00	0.00	0.00	0.00	0.00	0.00	0.00	0.00	0.00	0.00	0.00
OO		0.00	0.00	0.00	0.00	0.00	0.00	0.00	0.00	0.00	0.00	0.00	0.00	0.00	0.00	0.00	0.00	0.00	0.00	0.00	0.00	0.00	0.00
Sub-Total: Automatic Appropriations		18,959,000.00	(12,956,000.00)	4,403,000.00	4,403,000.00	0.00	0.00	0.00	4,403,000.00	3,814,856.04	(177,516.04)	0.00	0.00	3,437,340.00	3,814,856.04	(177,516.04)	0.00	0.00	3,437,340.00	0.00	965,660.00	0.00	0.00
PS		16,959,000.00	(12,956,000.00)	4,403,000.00	4,403,000.00	0.00	0.00	0.00	4,403,000.00	3,814,856.04	(177,516.04)	0.00	0.00	3,437,340.00	3,814,856.04	(177,516.04)	0.00	0.00	3,437,340.00	0.00	965,660.00	0.00	0.00
MOOE		0.00	0.00	0.00	0.00	0.00	0.00	0.00	0.00	0.00	0.00	0.00	0.00	0.00	0.00	0.00	0.00	0.00	0.00	0.00	0.00	0.00	0.00
FinEx (if Applicable)		0.00	0.00	0.00	0.00	0.00	0.00	0.00	0.00	0.00	0.00	0.00	0.00	0.00	0.00	0.00	0.00	0.00	0.00	0.00	0.00	0.00	0.00
OO		0.00	0.00	0.00	0.00	0.00	0.00	0.00	0.00	0.00	0.00	0.00	0.00	0.00	0.00	0.00	0.00	0.00	0.00	0.00	0.00	0.00	0.00

Department : Presidential Communications Operations Office (PCOO)
 Agency/Entity : Philippine Information Agency
 Operating Unit : < not applicable >
 Organization Code : 25 006 000000
 Fund Cluster : 01 Regular Agency Fund
 (a.g. UACS Fund Cluster 01-Regular Agency Fund, 02-Foreign Assisted Projects Fund, 03-Special Account-Locally Funded/Domestic Grants Fund, and 04-Special Account-Foreign Assisted/Foreign Grants Fund)

X	Current Year Appropriations
	Supplemental
	Continuing Appropriations


Particulars	UACS CODE	Appropriations		Adjustments Received	Adjustments (Reductions, Modifications, Augmentations)	Allotments		Adjusted Total Allotments	Current Year Obligations				TOTAL	Current Year Disbursements				Balances								
		Authorized Appropriations	Adjusted Appropriations			Transfer To	Transfer From		1st Quarter Ending March 31	2nd Quarter Ending June 30	3rd Quarter Ending Sept. 30	4th Quarter Ending Dec. 31		1st Quarter Ending March 31	2nd Quarter Ending June 30	3rd Quarter Ending Sept. 30	4th Quarter Ending Dec. 31	Unreleased Appro.	Unobligated Allotments	Unpaid Obligations (15-20)=(23+24)						
		3	5=(3+4)			6	9		10=(8+17)+6+9	11	12	13		14	15=(11+12+13+14)	16	17	18	19	20=(15+17+18+19)	21	22	23	24		
III. Special Purpose Fund		0.00	12,528,203.00	12,528,203.00	0.00	12,528,203.00	0.00	0.00	12,528,203.00	0.00	6,527,847.54	0.00	0.00	0.00	6,527,847.54	0.00	6,527,847.54	0.00	0.00	6,527,847.54	0.00	6,000,305.46	0.00	0.00	0.00	
Miscellaneous Personnel Benefits Fund		0.00	12,528,203.00	12,528,203.00	0.00	12,528,203.00	0.00	0.00	12,528,203.00	0.00	6,527,847.54	0.00	0.00	0.00	6,527,847.54	0.00	6,527,847.54	0.00	0.00	6,527,847.54	0.00	6,000,305.46	0.00	0.00	0.00	
PS		0.00	12,528,203.00	12,528,203.00	0.00	12,528,203.00	0.00	0.00	12,528,203.00	0.00	6,527,847.54	0.00	0.00	0.00	6,527,847.54	0.00	6,527,847.54	0.00	0.00	6,527,847.54	0.00	6,000,305.46	0.00	0.00	0.00	
Sub-Total III. Special Purpose Fund		0.00	12,528,203.00	12,528,203.00	0.00	12,528,203.00	0.00	0.00	12,528,203.00	0.00	6,527,847.54	0.00	0.00	0.00	6,527,847.54	0.00	6,527,847.54	0.00	0.00	6,527,847.54	0.00	6,000,305.46	0.00	0.00	0.00	
PS		0.00	12,528,203.00	12,528,203.00	0.00	12,528,203.00	0.00	0.00	12,528,203.00	0.00	6,527,847.54	0.00	0.00	0.00	6,527,847.54	0.00	6,527,847.54	0.00	0.00	6,527,847.54	0.00	6,000,305.46	0.00	0.00	0.00	
MOOE		0.00	0.00	0.00	0.00	0.00	0.00	0.00	0.00	0.00	0.00	0.00	0.00	0.00	0.00	0.00	0.00	0.00	0.00	0.00	0.00	0.00	0.00	0.00	0.00	0.00
FOI&V		0.00	0.00	0.00	0.00	0.00	0.00	0.00	0.00	0.00	0.00	0.00	0.00	0.00	0.00	0.00	0.00	0.00	0.00	0.00	0.00	0.00	0.00	0.00	0.00	0.00
CO		0.00	0.00	0.00	0.00	0.00	0.00	0.00	0.00	0.00	0.00	0.00	0.00	0.00	0.00	0.00	0.00	0.00	0.00	0.00	0.00	0.00	0.00	0.00	0.00	0.00
GRAND TOTAL		454,124,000.00	330,547,303.00	330,547,303.00	330,547,303.00	190,797.00	0.00	0.00	330,547,303.00	92,667,296.20	74,351,849.56	0.00	0.00	0.00	166,719,107.60	76,124,779.22	88,210,528.62	0.00	0.00	166,719,107.60	0.00	217,204,868.14	0.00	1,363,892.27	0.00	
PS		303,208,000.00	187,797.00	303,210,303.00	303,401,000.00	190,797.00	0.00	0.00	303,210,303.00	58,985,479.17	44,116,801.01	0.00	0.00	0.00	103,102,280.18	47,614,487.17	65,363,072.56	0.00	0.00	103,102,280.18	0.00	130,107,822.62	0.00	134,710.40	0.00	
MOOE		114,732,000.00	117,472,105.00	97,259,884.00	97,259,884.00	0.00	0.00	0.00	97,259,884.00	33,681,779.06	17,354,841.85	0.00	0.00	0.00	51,036,620.71	28,510,276.75	21,247,204.12	0.00	0.00	49,757,486.81	0.00	48,223,273.29	0.00	1,279,198.84	0.00	
CO		86,054,000.00	2,548,000.00	83,506,000.00	80,886,000.00	0.00	0.00	0.00	83,506,000.00	0.00	12,980,306.93	0.00	0.00	0.00	12,980,306.93	0.00	12,980,306.93	0.00	0.00	12,980,306.93	0.00	70,606,833.07	0.00	0.00	0.00	
Recapitulation by OO																										
I. Agency Specific Budget		225,602,000.00	0.00	225,602,000.00	228,487,752.00	0.00	0.00	0.00	225,602,000.00	76,552,635.46	46,797,969.20	0.00	0.00	0.00	123,350,604.71	52,429,759.22	38,989,482.80	0.00	0.00	123,350,604.71	0.00	114,268,223	0.00	1,022,384.24	0.00	
DEVELOPMENT COMMUNICATION PROGRAM		225,602,000.00	0.00	225,602,000.00	228,487,752.00	0.00	0.00	0.00	225,602,000.00	76,552,635.46	46,797,969.20	0.00	0.00	0.00	123,350,604.71	52,429,759.22	38,989,482.80	0.00	0.00	123,350,604.71	0.00	114,268,223	0.00	1,022,384.24	0.00	

Certified Correct:

 BENJAMIN C. SY, JR.
 Chief, Budget Section
 Date: 2020-08-19 22:31:27.0

Certified Correct:

 CIERYLN A. SALLO
 Acting Agency Accountant
 Date: 2020-08-19 22:31:27.0

Recommending Approval:

 LOYCE L. TEQUILA
 OIC, Finance and Management Division
 Date: 2020-08-19 22:40

Approved by:

 RAMON L. CUALOPING III
 Director General
 Date: 2020-08-19 22:59: 2020-00621