

QUARTERLY PHYSICAL REPORT OF OPERATION
As of 2016 September 30

Department: Presidential Communications Operations Office (PCOO)
 Appropriations: Current Year Appropriations
 Agency: Philippine Information Agency
 Operating Unit: N/A
 Organization Code (UACSI): 250060000000
 Report Status: FOR REVIEW

MAR 31 2017

Particulars	UACS CODE	Physical Targets					Total 7=(3+4+5+6)	Physical Accomplishments				Variance as of September 30 2016	Remarks	
		1st Quarter 3	2nd Quarter 4	3rd Quarter 5	4th Quarter 6	1st Quarter 8		2nd Quarter 9	3rd Quarter 10	4th Quarter 11	Total 12=(8+9+10+11)			
Part A	2													
I. Operations														
MFO 1. DEVELOPMENT COMMUNICATION SERVICES	3010000000													
Production and dissemination of developmental information														
Quantity														
Number of local presidential visits facilitated		10	30	10		80	29	41	21		91		-192%	
Number of developmental communication materials produced and disseminated		35,500	40,950	48,500		200,100	37,217	42,212	52,946		132,375		-109%	includes both materials produced and disseminated
Quantity														
Percentage of produced materials approved for dissemination		90%	90%	95%		95%	95%	95%	95%					
Timeliness														
Percentage of information, education, communication (IEC) materials produced and disseminated on schedule		90%	90%	95%		95%	95%	95%	95%					
Institutional networking and capability building														
Quantity														
Number of agencies/organizations assisted		37	42	53		170	53	68	82		203		154%	includes locally assisted agencies
Quality														
Percentage of assisted agencies/organizations that rated the assistance as good or better		90%	90%	95%		95%	95%	95%	95%					
Timeliness														
Percentage of requested assistance delivered on schedule		90%	90%	95%		95%	95%	95%	95%					
Communication research														
Quantity														
Number of researches conducted		1	1	1		4	1	3	3		7		200%	includes locally initiated researches
Quality														
Percentage of researches used for planning		85%	85%	90%		90%	90%	90%	90%					
Timeliness														
Percentage of researches completed on schedule		85%	85%	90%		90%	85%	85%	90%					

Prepared By: *[Signature]*
 NICO A. MAMACLAY
 Planning Services Head / Planning Officer
 Date:

In coordination with:
[Signature]
 MARI TERESA M. QUATA CRUZ
 Supervising Admin Officer
 Date:


Approved by:
[Signature]
 HAROLDE CLAVITE
 Director General
 Date:

QUARTERLY PHYSICAL REPORT OF OPERATION
As of 2016 June 30


BAR No. 1

Department: Presidential Communications Operations Office (PCOO)
Appropriations: Current Year Appropriations
Agency: Philippine Information Agency
Operating Unit: N/A
Organization Code (UACS): 250060000000
Report Status: FOR REVIEW


Particulars	UACS CODE	Physical Targets						Physical Accomplishments						Variance as of June 30 2016	Remarks
		1st Quarter	2nd Quarter	3rd Quarter	4th Quarter	Total	1st Quarter	2nd Quarter	3rd Quarter	4th Quarter	Total				
Part A	2	3	4	5	6	7=(3+4+5+6)	8	9	10	11	12=(8+9+10+11)	13	14		
1. Operations															
MFO : DEVELOPMENT															
COMMUNICATION SERVICES	3010000000														
Production and dissemination of developmental information															
Quantity															
Number of local presidential visits facilitated		10	30			80	29	41			70	137%	Increase was due to the frequent trip during the May Presidential elections		
Number of developmental communication materials produced and disseminated		35,500	40,850			200,100	37,217	42,212			79,429	103%	Includes both information materials produced and disseminated		
Quality															
Percentage of produced materials approved for dissemination		90%	90%			95%	95%	95%			95%				
Timeliness															
Percentage of information, education, communication (IEC) materials produced and disseminated on schedule		90%	90%			95%	95%	95%			90%				
Institutional networking and capability building															
Quantity															
Number of agencies/organizations assisted		37	42			170	53	68			121	182%	Includes locally assisted agencies		
Quality															
Percentage of assisted agencies/organizations that rated the assistance as good or better		90%	90%			95%	95%	95%			95%				
Timeliness															
Percentage of requested assistance delivered on schedule		90%	90%			95%	95%	95%			95%				
Communication research															
Quantity															
Number of researches conducted		1	1			4	1	3			4	200%	Includes locally initiated researches		
Quality															
Percentage of researches used for planning		85%	85%			90%	90%	90%			90%				
Timeliness															
Percentage of researches completed on schedule		85%	85%			90%	85%	85%			85%				

Prepared by: 
NILOA MAMACLAY
Planning Services Head / Planning Officer
Date:

In coordination with:
MA TERESA M. DOTA CRUZ
Supervising Admin Officer
Date:

Approved by: 
HAROLD E. CLAVITE
Director General
Date:

This report was generated using the Linked Reporting System



Reviewing copy

QUARTERLY PHYSICAL REPORT OF OPERATION
As of 2016 March 31

Government Accounting Office
Office of the Director
RECEIVED
By: *Maria*
Date: MAR 31 2017

BAR No. 1

Department: Presidential Communications Operations Office (PCOO)
Appropriations: Current Year Appropriations
Agency: Philippine Information Agency
Operating Unit: NIA
Organization Code (UACSI): 2500600000000
Report Status: FOR REVIEW

Particulars	UACSI CODE	Physical Targets						Physical Accomplishments						Variance as of March 31 2016	Remarks
		1st Quarter	2nd Quarter	3rd Quarter	4th Quarter	Total	1st Quarter	2nd Quarter	3rd Quarter	4th Quarter	Total				
Part A															
1. Operations															
MFO 1. DEVELOPMENT COMMUNICATION SERVICES	3010000000														
Production and dissemination of developmental information															
Quantity															
Number of local presidential visits facilitated		10				80				29				290%	Increase was due to the frequent trips during the May Presidential elections
Number of developmental communication materials produced and disseminated		35500				200,100				37,217				105%	Includes both information materials produced and disseminated
Quality															
Percentage of produced materials approved for dissemination		90%				95%				95%					
Timeliness															
Percentage of information, education, communication (IEC) materials produced and disseminated on schedule		90%				95%				95%					
Institutional networking and capability building															
Quantity															
Number of agencies/organizations assisted		37				170				53				143%	Includes locally assisted agencies
Quality															
Percentage of assisted agencies/organizations that rated the assistance as good or better		90%				95%				95%					
Timeliness															
Percentage of requested assistance delivered on schedule		90%				95%				95%					
Communication research															
Quantity															
Number of researches conducted		1				4				1				100%	Includes locally initiated researches
Quality															
Percentage of researches used for planning		85%				90%				90%					
Timeliness															
Percentage of researches completed on schedule		85%				90%				85%					

Prepared By: *[Signature]*
NILLO A. NAMAACLAY
Planning Services Head / Planning Officer
Date:

In coordination with:
MA. TERESA M. QUATA CRUZ
Supervising Admin Officer
Date:

Approved by: *[Signature]*
HAROLD E. CLAVITE
Director General
Date:

This report was generated using the United Reporting System