

Government Accountability Office  
Office of the Director  
RECEIVED  
Office of the Director VC CRSP  
Date: 02 FEB 2024



STATEMENT OF APPROPRIATIONS, ALLOTMENTS, OBLIGATIONS, DISBURSEMENTS AND BALANCES  
As at the Quarter Ending December 31, 2023

Department : Other Executive Offices (OECOs)  
Agency/Entity : Philippine Information Agency  
Operating Unit : Central Office  
Organization Code (UACS) : 28 046 0100000  
Fund Cluster : 01 - Regular Agency Fund


(e.g. UACS Fund Cluster: 01-Regular Agency Fund, 02-Foreign Assisted Projects Fund, 03-Special Account-Locally Funded/Domestic Grants Fund, and 04-Special Account-Foreign Assisted/Foreign Grants Fund)


Particulars	UACS CODE	Authorized Appropriations	Adjustments		Allotments Received	Adjustments		Current Year Obligations				Current Year Disbursements				Balances			
			(Transfer To/From Appropriations)	(4-1-4)		(Reductions/Modifications)	(7-4-1)	Transfer To	Transfer From	Adjusted Allotments	1st Quarter Ending March 31	2nd Quarter Ending June 30	3rd Quarter Ending September 30	4th Quarter Ending December 31	Total	Unreleased Appropriations	Unobligated Allotments	Unpaid Obligations (15-20)(21-24) Due and Demandable	Not Yet Due
1. Agency Specific Budget		238,886.09	0.00	238,886.09	238,886.09	0.00	0.00	0.00	0.00	0.00	0.00	0.00	0.00	0.00	238,886.09	0.00	0.00	0.00	0.00
General Administration and Support	10000000000000	183,906.42	0.00	183,906.42	183,906.42	0.00	0.00	0.00	0.00	0.00	0.00	0.00	0.00	0.00	183,906.42	0.00	0.00	0.00	0.00
General management and execution	10000010001000	183,906.42	0.00	183,906.42	183,906.42	0.00	0.00	0.00	0.00	0.00	0.00	0.00	0.00	0.00	183,906.42	0.00	0.00	0.00	0.00
CO		183,906.42	0.00	183,906.42	183,906.42	0.00	0.00	0.00	0.00	0.00	0.00	0.00	0.00	0.00	183,906.42	0.00	0.00	0.00	0.00
Sub-Total: General Administration and Support		183,906.42	0.00	183,906.42	183,906.42	0.00	0.00	0.00	0.00	0.00	0.00	0.00	0.00	0.00	183,906.42	0.00	0.00	0.00	0.00
PS		0.00	0.00	0.00	0.00	0.00	0.00	0.00	0.00	0.00	0.00	0.00	0.00	0.00	0.00	0.00	0.00	0.00	0.00
WOCE		0.00	0.00	0.00	0.00	0.00	0.00	0.00	0.00	0.00	0.00	0.00	0.00	0.00	0.00	0.00	0.00	0.00	0.00
FPEI (if Applicable)		0.00	0.00	0.00	0.00	0.00	0.00	0.00	0.00	0.00	0.00	0.00	0.00	0.00	0.00	0.00	0.00	0.00	0.00
CO		183,906.42	0.00	183,906.42	183,906.42	0.00	0.00	0.00	0.00	0.00	0.00	0.00	0.00	0.00	183,906.42	0.00	0.00	0.00	0.00
Operations		75,650.67	0.00	75,650.67	75,650.67	0.00	0.00	0.00	0.00	0.00	0.00	0.00	0.00	0.00	75,650.67	0.00	0.00	0.00	0.00
OO: Public access, equipment and understanding		75,650.67	0.00	75,650.67	75,650.67	0.00	0.00	0.00	0.00	0.00	0.00	0.00	0.00	0.00	75,650.67	0.00	0.00	0.00	0.00
OO: Public access, equipment and understanding		75,650.67	0.00	75,650.67	75,650.67	0.00	0.00	0.00	0.00	0.00	0.00	0.00	0.00	0.00	75,650.67	0.00	0.00	0.00	0.00
DEVELOPMENT/COMMUNICATION PROGRAM		31010010000000	0.00	31010010000000	31010010000000	0.00	0.00	0.00	0.00	0.00	0.00	0.00	0.00	0.00	31010010000000	0.00	0.00	0.00	0.00
Demonstration of developmental information		75,650.67	0.00	75,650.67	75,650.67	0.00	0.00	0.00	0.00	0.00	0.00	0.00	0.00	0.00	75,650.67	0.00	0.00	0.00	0.00
WOCE		51,077.30	0.00	51,077.30	51,077.30	0.00	0.00	0.00	0.00	0.00	0.00	0.00	0.00	0.00	51,077.30	0.00	0.00	0.00	0.00
CO		37,330.30	0.00	37,330.30	37,330.30	0.00	0.00	0.00	0.00	0.00	0.00	0.00	0.00	0.00	37,330.30	0.00	0.00	0.00	0.00
Indigenous inventing and capacity		13,747.00	0.00	13,747.00	13,747.00	0.00	0.00	0.00	0.00	0.00	0.00	0.00	0.00	0.00	13,747.00	0.00	0.00	0.00	0.00
WOCE		24,573.37	0.00	24,573.37	24,573.37	0.00	0.00	0.00	0.00	0.00	0.00	0.00	0.00	0.00	24,573.37	0.00	0.00	0.00	0.00
Sub-Total: Operations		24,573.37	0.00	24,573.37	24,573.37	0.00	0.00	0.00	0.00	0.00	0.00	0.00	0.00	0.00	24,573.37	0.00	0.00	0.00	0.00
Sub-Total: Operations		75,650.67	0.00	75,650.67	75,650.67	0.00	0.00	0.00	0.00	0.00	0.00	0.00	0.00	0.00	75,650.67	0.00	0.00	0.00	0.00
PS		0.00	0.00	0.00	0.00	0.00	0.00	0.00	0.00	0.00	0.00	0.00	0.00	0.00	0.00	0.00	0.00	0.00	0.00
WOCE		61,903.67	0.00	61,903.67	61,903.67	0.00	0.00	0.00	0.00	0.00	0.00	0.00	0.00	0.00	61,903.67	0.00	0.00	0.00	0.00
FPEI (if Applicable)		0.00	0.00	0.00	0.00	0.00	0.00	0.00	0.00	0.00	0.00	0.00	0.00	0.00	0.00	0.00	0.00	0.00	0.00
CO		13,747.00	0.00	13,747.00	13,747.00	0.00	0.00	0.00	0.00	0.00	0.00	0.00	0.00	0.00	13,747.00	0.00	0.00	0.00	0.00
Sub-Total: Agency Specific Budget		238,886.09	0.00	238,886.09	238,886.09	0.00	0.00	0.00	0.00	0.00	0.00	0.00	0.00	0.00	238,886.09	0.00	0.00	0.00	0.00
PS		0.00	0.00	0.00	0.00	0.00	0.00	0.00	0.00	0.00	0.00	0.00	0.00	0.00	0.00	0.00	0.00	0.00	0.00
WOCE		61,903.67	0.00	61,903.67	61,903.67	0.00	0.00	0.00	0.00	0.00	0.00	0.00	0.00	0.00	61,903.67	0.00	0.00	0.00	0.00
FPEI (if Applicable)		0.00	0.00	0.00	0.00	0.00	0.00	0.00	0.00	0.00	0.00	0.00	0.00	0.00	0.00	0.00	0.00	0.00	0.00
CO		13,747.00	0.00	13,747.00	13,747.00	0.00	0.00	0.00	0.00	0.00	0.00	0.00	0.00	0.00	13,747.00	0.00	0.00	0.00	0.00
Special Purpose Fund		197,852.42	0.00	197,852.42	197,852.42	0.00	0.00	0.00	0.00	0.00	0.00	0.00	0.00	0.00	197,852.42	0.00	0.00	0.00	0.00
CO		197,852.42	0.00	197,852.42	197,852.42	0.00	0.00	0.00	0.00	0.00	0.00	0.00	0.00	0.00	197,852.42	0.00	0.00	0.00	0.00
Special Purpose Fund		2,100,000.00	0.00	2,100,000.00	2,100,000.00	0.00	0.00	0.00	0.00	0.00	0.00	0.00	0.00	0.00	2,100,000.00	0.00	0.00	0.00	0.00
CO		2,100,000.00	0.00	2,100,000.00	2,100,000.00	0.00	0.00	0.00	0.00	0.00	0.00	0.00	0.00	0.00	2,100,000.00	0.00	0.00	0.00	0.00
Special Purpose Fund		2,100,000.00	0.00	2,100,000.00	2,100,000.00	0.00	0.00	0.00	0.00	0.00	0.00	0.00	0.00	0.00	2,100,000.00	0.00	0.00	0.00	0.00
CO		2,100,000.00	0.00	2,100,000.00	2,100,000.00	0.00	0.00	0.00	0.00	0.00	0.00	0.00	0.00	0.00	2,100,000.00	0.00	0.00	0.00	0.00
Special Purpose Fund		2,100,000.00	0.00	2,100,000.00	2,100,000.00	0.00	0.00	0.00	0.00	0.00	0.00	0.00	0.00	0.00	2,100,000.00	0.00	0.00	0.00	0.00
CO		2,100,000.00	0.00	2,100,000.00	2,100,000.00	0.00	0.00	0.00	0.00	0.00	0.00	0.00	0.00	0.00	2,100,000.00	0.00	0.00	0.00	0.00
Special Purpose Fund		2,100,000.00	0.00	2,100,000.00	2,100,000.00	0.00	0.00	0.00	0.00	0.00	0.00	0.00	0.00	0.00	2,100,000.00	0.00	0.00	0.00	0.00
CO		2,100,000.00	0.00	2,100,000.00	2,100,000.00	0.00	0.00	0.00	0.00	0.00	0.00	0.00	0.00	0.00	2,100,000.00	0.00	0.00	0.00	0.00
Special Purpose Fund		2,100,000.00	0.00	2,100,000.00	2,100,000.00	0.00	0.00	0.00	0.00	0.00	0.00	0.00	0.00	0.00	2,100,000.00	0.00	0.00	0.00	0.00
CO		2,100,000.00	0.00	2,100,000.00	2,100,000.00	0.00	0.00	0.00	0.00	0.00	0.00	0.00	0.00	0.00	2,100,000.00	0.00	0.00	0.00	0.00
Special Purpose Fund		2,100,000.00	0.00	2,100,000.00	2,100,000.00	0.00	0.00	0.00	0.00	0.00	0.00	0.00	0.00	0.00	2,100,000.00	0.00	0.00	0.00	0.00
CO		2,100,000.00	0.00	2,100,000.00	2,100,000.00	0.00	0.00	0.00	0.00	0.00	0.00	0.00	0.00	0.00	2,100,000.00	0.00	0.00	0.00	0.00
Special Purpose Fund		2,100,000.00	0.00	2,100,000.00	2,100,000.00	0.00	0.00	0.00	0.00	0.00	0.00	0.00	0.00	0.00	2,100,000.00	0.00	0.00	0.00	0.00
CO		2,100,000.00	0.00	2,100,000.00	2,100,000.00	0.00	0.00	0.00	0.00	0.00	0.00	0.00	0.00	0.00	2,100,000.00	0.00	0.00	0.00	0.00
Special Purpose Fund		2,100,000.00	0.00	2,100,000.00	2,100,000.00	0.00	0.00	0.00	0.00	0.00	0.00	0.00	0.00	0.00	2,100,000.00	0.00	0.00	0.00	0.00
CO		2,100,000.00	0.00	2,100,000.00	2,100,000.00	0.00	0.00	0.00	0.00	0.00	0.00	0.00	0.00	0.00	2,100,000.00	0.00	0.00	0.00	0.00
Special Purpose Fund		2,100,000.00	0.00	2,100,000.00	2,100,000.00	0.00	0.00	0.00	0.00	0.00	0.00	0.00	0.00	0.00	2,100,000.00	0.00	0.00	0.00	0.00
CO		2,100,000.00	0.00	2,100,000.00	2,100,000.00	0.00	0.00	0.00	0.00	0.00	0.00	0.00	0.00	0.00	2,100,000.00	0.00	0.00	0.00	0.00
Special Purpose Fund		2,100,000.00	0.00	2,100,000.00	2,100,000.00	0.00	0.00	0.00	0.00	0.00	0.00	0.00	0.00	0.00	2,100,000.00	0.00	0.00	0.00	0.00
CO		2,100,000.00	0.00	2,100,000.00	2,100,000.00	0.00	0.00	0.00	0.00	0.00	0.00	0.00	0.00	0.00	2,100,000.00	0.00	0.00	0.00	0.00

Department : Other Executive Offices (OEOs)  
 Agency/Entity : Philippine Information Agency  
 Operating Unit : Central Office  
 Organization Code (UACS) : 05 046 0100000  
 Fund Cluster : 01 - Regular Agency Fund  
 (e.g. UACS Fund Cluster: 01-Regular Agency Fund, 02-Foreign Assisted Projects Fund, 03-Special Account-Locally Funded/Domestic Grants Fund, and 04-Special Account-Foreign Assisted/Foreign Grants Fund)

Particulars	UACS CODE	Authorized Appropriations	Appropriations				Allotments				Current Year Obligations				Current Year Disbursements				Unreleased Appropriations	Unobligated Allotments	Unpaid Obligations (1-2014-2015) and Demandable
			Transfer From/Modifications/ Augmentations	Adjusted (5=3+4)	Allotments Received	Adjustments (Modifications/ Augmentations)	Transfer To	Transfer From	Adjusted Allotments	1st Quarter Ending March 31	2nd Quarter Ending June 30	3rd Quarter Ending September 30	4th Quarter Ending December 31	Total	1st Quarter Ending March 31	2nd Quarter Ending June 30	3rd Quarter Ending September 30	4th Quarter Ending December 31			
Operations	30000000000000	2,100,000.00	0.00	2,100,000.00	2,100,000.00	0.00	2,100,000.00	625,000.00	998,913.04	268,000.00	0.00	2,091,913.04	625,000.00	998,913.04	268,000.00	0.00	2,091,913.04	0.00	6,066.96	0.00	
Development Communication Program	31010010000000	2,100,000.00	0.00	2,100,000.00	2,100,000.00	0.00	2,100,000.00	625,000.00	998,913.04	268,000.00	0.00	2,091,913.04	625,000.00	998,913.04	268,000.00	0.00	2,091,913.04	0.00	6,066.96	0.00	
MOOE		2,100,000.00	0.00	2,100,000.00	2,100,000.00	0.00	2,100,000.00	625,000.00	998,913.04	268,000.00	0.00	2,091,913.04	625,000.00	998,913.04	268,000.00	0.00	2,091,913.04	0.00	6,066.96	0.00	
Sub-Total Operations		2,100,000.00	0.00	2,100,000.00	2,100,000.00	0.00	2,100,000.00	625,000.00	998,913.04	268,000.00	0.00	2,091,913.04	625,000.00	998,913.04	268,000.00	0.00	2,091,913.04	0.00	6,066.96	0.00	
MOOE		2,100,000.00	0.00	2,100,000.00	2,100,000.00	0.00	2,100,000.00	625,000.00	998,913.04	268,000.00	0.00	2,091,913.04	625,000.00	998,913.04	268,000.00	0.00	2,091,913.04	0.00	6,066.96	0.00	
FPEI (if Applicable)		0.00	0.00	0.00	0.00	0.00	0.00	0.00	0.00	0.00	0.00	0.00	0.00	0.00	0.00	0.00	0.00	0.00	0.00	0.00	
CO		0.00	0.00	0.00	0.00	0.00	0.00	0.00	0.00	0.00	0.00	0.00	0.00	0.00	0.00	0.00	0.00	0.00	0.00	0.00	
Sub-Total Special Purpose Fund		2,100,000.00	0.00	2,100,000.00	2,100,000.00	0.00	2,100,000.00	625,000.00	998,913.04	268,000.00	0.00	2,091,913.04	625,000.00	998,913.04	268,000.00	0.00	2,091,913.04	0.00	6,066.96	0.00	
PS		0.00	0.00	0.00	0.00	0.00	0.00	0.00	0.00	0.00	0.00	0.00	0.00	0.00	0.00	0.00	0.00	0.00	0.00	0.00	
MOOE		2,100,000.00	0.00	2,100,000.00	2,100,000.00	0.00	2,100,000.00	625,000.00	998,913.04	268,000.00	0.00	2,091,913.04	625,000.00	998,913.04	268,000.00	0.00	2,091,913.04	0.00	6,066.96	0.00	
FPEI (if Applicable)		0.00	0.00	0.00	0.00	0.00	0.00	0.00	0.00	0.00	0.00	0.00	0.00	0.00	0.00	0.00	0.00	0.00	0.00	0.00	
CO		0.00	0.00	0.00	0.00	0.00	0.00	0.00	0.00	0.00	0.00	0.00	0.00	0.00	0.00	0.00	0.00	0.00	0.00	0.00	
GRAND TOTAL		2,389,648.09	0.00	2,389,648.09	2,389,648.09	0.00	2,389,648.09	625,000.00	998,913.04	268,000.00	0.00	2,308,643.71	625,000.00	998,913.04	268,000.00	0.00	2,308,643.71	0.00	6,066.96	0.00	
PS		0.00	0.00	0.00	0.00	0.00	0.00	0.00	0.00	0.00	0.00	0.00	0.00	0.00	0.00	0.00	0.00	0.00	0.00	0.00	
MOOE		2,161,903.67	0.00	2,161,903.67	2,161,903.67	0.00	2,161,903.67	625,000.00	998,913.04	268,000.00	0.00	2,153,816.71	625,000.00	998,913.04	268,000.00	0.00	2,153,816.71	0.00	6,066.96	0.00	
FPEI (if Applicable)		0.00	0.00	0.00	0.00	0.00	0.00	0.00	0.00	0.00	0.00	0.00	0.00	0.00	0.00	0.00	0.00	0.00	0.00	0.00	
CO		197,692.42	0.00	197,692.42	197,692.42	0.00	197,692.42	0.00	0.00	0.00	0.00	154,827.00	0.00	0.00	0.00	0.00	154,827.00	0.00	0.00	0.00	
Recapitalization by CO:		2,175,695.67	0.00	2,175,695.67	2,175,695.67	0.00	2,175,695.67	625,000.00	998,913.04	268,000.00	0.00	2,153,816.71	625,000.00	998,913.04	268,000.00	0.00	2,153,816.71	0.00	21,333.96	0.00	
Agency Specific Budget		2,175,695.67	0.00	2,175,695.67	2,175,695.67	0.00	2,175,695.67	625,000.00	998,913.04	268,000.00	0.00	2,153,816.71	625,000.00	998,913.04	268,000.00	0.00	2,153,816.71	0.00	21,333.96	0.00	
DEVELOPMENT COMMUNICATION PROGRAM		2,175,695.67	0.00	2,175,695.67	2,175,695.67	0.00	2,175,695.67	625,000.00	998,913.04	268,000.00	0.00	2,153,816.71	625,000.00	998,913.04	268,000.00	0.00	2,153,816.71	0.00	21,333.96	0.00	

Checked and Approved By:   
 BENJAMINE F. JR.  
 Chief Budget Officer  
 Date: January 31, 2024 08:38 PM

Checked and Approved By:   
 AZELE RACHEL M. LUINO  
 OIC, Accounting Section  
 Date: January 31, 2024 08:38 PM

Checked and Approved By:   
 JOSE A. TORRES, JR.  
 Director-General  
 Date: January 31, 2024 08:42 PM


Checked and Approved By:   
 LOVELUZ M. GARCIA  
 Director-General  
 Date: February 03, 2024 08:44 PM

Current Year Appropriations Supplemental Appropriations Continuing Appropriations



Government Accountability Office  
Office of the Director  
**PROVIDED**

Office of the Director J.C. CAREP  
Date: 02 FEB 2024  
9:18 Am



SUMMARY OF APPROPRIATIONS, ALLOTMENTS, OBLIGATIONS, DISBURSEMENTS AND BALANCES BY OBJECT OF EXPENDITURES  
As at the Quarter Ending December 31, 2023

Department : Other Executive Offices (OE04)  
Agency/Entity : Philippine Information Agency  
Operating Unit : Central Office  
Organization Code (UACS) : 28 046 0100000  
Fund Cluster : 01 - Regular Agency Fund  
Fund Cluster : 01- Regular Agency Fund, 02- Foreign Assisted Projects Fund, 03- Special Account- Locally Funded/ Domestic Grants Fund, and 04- Special Account- Foreign Assisted/ Foreign Grants Fund

Particulars	UACS CODE	Appropriations				Allotments				Obligations				Disbursements				Balances				
		Authorized Appropriations	Adjustments (Transfer/Conform, Modifications, Augmentations)	Adjusted Appropriations	Allocations Received	Adjustments (Reductions, Modifications, Augmentations)	Transfer To	Transfer From	Adjusted Allotments	1st Quarter Ending March 31	2nd Quarter Ending September 30	3rd Quarter Ending December 31	4th Quarter Ending December 31	Total	1st Quarter Ending March 31	2nd Quarter Ending June 30	3rd Quarter Ending September 30	4th Quarter Ending December 31	Total	Unreleased Appropriations	Unobligated Allotments	Unpaid Obligations Due 11-30/12-31/1/2 Due and Demandable
<b>SUMMARY</b>	<b>1</b>	<b>2,239,586.09</b>	<b>0.00</b>	<b>2,239,586.09</b>	<b>2,239,586.09</b>	<b>0.00</b>	<b>0.00</b>	<b>2,239,586.09</b>	<b>623,000.00</b>	<b>998,913.04</b>	<b>298,000.00</b>	<b>216,720.87</b>	<b>2,206,643.71</b>	<b>623,000.00</b>	<b>998,913.04</b>	<b>298,000.00</b>	<b>216,720.87</b>	<b>2,206,643.71</b>	<b>0.00</b>	<b>0.00</b>	<b>0.00</b>	<b>0.00</b>
I. AGENCY SPECIFIC BUDGET		239,586.09	0.00	239,586.09	239,586.09	0.00	0.00	239,586.09	62,000.00	98,913.04	28,000.00	21,720.87	220,643.71	62,000.00	98,913.04	28,000.00	21,720.87	220,643.71	0.00	0.00	0.00	0.00
Maintenance and Other Operating Expenses		61,903.87	0.00	61,903.87	61,903.87	0.00	0.00	61,903.87	0.00	0.00	0.00	0.00	61,903.87	0.00	0.00	0.00	0.00	61,903.87	0.00	0.00	0.00	0.00
Supplies and Materials Expenses		61,903.87	0.00	61,903.87	61,903.87	0.00	0.00	61,903.87	0.00	0.00	0.00	0.00	61,903.87	0.00	0.00	0.00	0.00	61,903.87	0.00	0.00	0.00	0.00
Other Supplies Expenses		61,903.87	0.00	61,903.87	61,903.87	0.00	0.00	61,903.87	0.00	0.00	0.00	0.00	61,903.87	0.00	0.00	0.00	0.00	61,903.87	0.00	0.00	0.00	0.00
Office Supplies Expenses		61,903.87	0.00	61,903.87	61,903.87	0.00	0.00	61,903.87	0.00	0.00	0.00	0.00	61,903.87	0.00	0.00	0.00	0.00	61,903.87	0.00	0.00	0.00	0.00
Capital Outlays		197,682.42	0.00	197,682.42	197,682.42	0.00	0.00	197,682.42	0.00	0.00	0.00	0.00	197,682.42	0.00	0.00	0.00	0.00	197,682.42	0.00	0.00	0.00	0.00
Property, Plant and Equipment Outlay		197,682.42	0.00	197,682.42	197,682.42	0.00	0.00	197,682.42	0.00	0.00	0.00	0.00	197,682.42	0.00	0.00	0.00	0.00	197,682.42	0.00	0.00	0.00	0.00
Majority and Equipment Outlay		197,682.42	0.00	197,682.42	197,682.42	0.00	0.00	197,682.42	0.00	0.00	0.00	0.00	197,682.42	0.00	0.00	0.00	0.00	197,682.42	0.00	0.00	0.00	0.00
Office Equipment		197,682.42	0.00	197,682.42	197,682.42	0.00	0.00	197,682.42	0.00	0.00	0.00	0.00	197,682.42	0.00	0.00	0.00	0.00	197,682.42	0.00	0.00	0.00	0.00
Information and Communication Technology		197,682.42	0.00	197,682.42	197,682.42	0.00	0.00	197,682.42	0.00	0.00	0.00	0.00	197,682.42	0.00	0.00	0.00	0.00	197,682.42	0.00	0.00	0.00	0.00
II. SPECIAL PURPOSE FUND		1,999,999.99	0.00	1,999,999.99	1,999,999.99	0.00	0.00	1,999,999.99	0.00	0.00	0.00	0.00	1,999,999.99	0.00	0.00	0.00	0.00	1,999,999.99	0.00	0.00	0.00	0.00
Maintenance and Other Operating Expenses		2,100,000.00	0.00	2,100,000.00	2,100,000.00	0.00	0.00	2,100,000.00	0.00	0.00	0.00	0.00	2,100,000.00	0.00	0.00	0.00	0.00	2,100,000.00	0.00	0.00	0.00	0.00
Professional Services		1,918,000.00	0.00	1,918,000.00	1,918,000.00	0.00	0.00	1,918,000.00	623,000.00	998,913.04	298,000.00	216,720.87	1,918,000.00	623,000.00	998,913.04	298,000.00	216,720.87	1,918,000.00	0.00	0.00	0.00	0.00
Other Professional Services		1,918,000.00	0.00	1,918,000.00	1,918,000.00	0.00	0.00	1,918,000.00	623,000.00	998,913.04	298,000.00	216,720.87	1,918,000.00	623,000.00	998,913.04	298,000.00	216,720.87	1,918,000.00	0.00	0.00	0.00	0.00
Other Maintenance and Operating Expenses		142,000.00	0.00	142,000.00	142,000.00	0.00	0.00	142,000.00	0.00	0.00	0.00	0.00	142,000.00	0.00	0.00	0.00	0.00	142,000.00	0.00	0.00	0.00	0.00
Rent - Leases Expenses		142,000.00	0.00	142,000.00	142,000.00	0.00	0.00	142,000.00	0.00	0.00	0.00	0.00	142,000.00	0.00	0.00	0.00	0.00	142,000.00	0.00	0.00	0.00	0.00
Rent - Building and Structures		142,000.00	0.00	142,000.00	142,000.00	0.00	0.00	142,000.00	0.00	0.00	0.00	0.00	142,000.00	0.00	0.00	0.00	0.00	142,000.00	0.00	0.00	0.00	0.00
<b>GRAND TOTAL</b>		<b>2,239,586.09</b>	<b>0.00</b>	<b>2,239,586.09</b>	<b>2,239,586.09</b>	<b>0.00</b>	<b>0.00</b>	<b>2,239,586.09</b>	<b>623,000.00</b>	<b>998,913.04</b>	<b>298,000.00</b>	<b>216,720.87</b>	<b>2,206,643.71</b>	<b>623,000.00</b>	<b>998,913.04</b>	<b>298,000.00</b>	<b>216,720.87</b>	<b>2,206,643.71</b>	<b>0.00</b>	<b>0.00</b>	<b>0.00</b>	<b>0.00</b>

Certified Correct  
ASULE BACALAN  
Chief Accounting Section  
Date: January 31, 2024 08:38 PM

Certified Correct  
ASULE BACALAN  
Chief Accounting Section  
Date: January 31, 2024 08:38 PM

Recommended by  
ASULE BACALAN  
Chief Accounting Section  
Date: January 31, 2024 08:45 PM

Approved by  
JOSE A. TORRES  
Chief Financial Management Director  
Date: January 31, 2024 08:38 PM